

07/22/21



MedStar Health

# **ORIENTATION FOR NURSING FACULTY**

MedStar Good Samaritan Hospital  
&  
MedStar Union Memorial Hospital

## **PART 5**

### **COVID 19 and PPE for Clinical Groups**

**2021 - 2022**

Revised JULY 2021  
CMW

## Table of Contents

<b>MedStar Health's COVID-19 Response</b>	<b>3 - 5</b>
<b>PPE for Students and Faculty</b>	<b>6</b>
<b>MedStar Universal Masking</b>	<b>7</b>
<b>N95 Guidance for Non-PUI or COVID Negative Patient</b>	<b>8</b>
<b>PPE for Hospital Locations</b>	<b>9</b>
<b>Eye Protection</b>	<b>10</b>
<b>Door SIGNs Indicating COVID+ or PUI Patient</b>	<b>11</b>
<b>Hand Hygiene</b>	<b>12-13</b>
<b>Universal Face Mask Use for Patients</b>	<b>14</b>
<b>Code Blue 19</b>	<b>14</b>
<b>SITEL Directions for PPE Module</b>	<b>15-18</b>

## MedStar Health's COVID-19 (Coronavirus) Response

MedStar Health's priority is the safety of our patients, associates, physicians and visiting students as we respond to the COVID-19 pandemic. The following resources support this commitment, and our goal to reduce the community spread of COVID-19, while ensuring operational continuity to fulfill our core mission of caring for our communities. All information in this manual are subject to change as the pandemic changes.

### Key Facts

Healthcare workers are more likely to get COVID-19 from each other than they are from patients.

Risk of transmission is increased incrementally with:

- Lack of source control
- Exposed mucous membranes
- Prolonged close contact (< 6ft, > 15 min)

Preventing the spread of COVID-19 between healthcare workers in the healthcare setting involves a combination of control practices and diligence among leaders and associates to uphold these practices

### Key COVID-19 Associate Transmission Prevention Strategies

- Universal masking
- Physical distancing
- Symptom screening
- Breakroom and workstation safety
- Healthcare workers and students should strive to maintain a distance of at least 6 feet between one another.
- Approximately two arm's length of distance.
- Physical distancing and universal masking are additive and should always be coupled when possible.

### Universal Masking

- All healthcare workers, including students and faculty, should wear a mask while in the hospitals or care settings per the universal masking protocol.
- **Procedural masks (no cloth masks) will be worn throughout the workday in both clinical and non-clinical areas.**
- Masks should always be covering the nose and mouth.

### Physical Distancing

Healthcare workers should strive to maintain a distance of at least 6 feet between one another. Approximately two arm's length of distance. Physical distancing and universal masking should always be coupled when possible.

- Defined capacity of specific spaces is posted outside of common rooms.
- **Meetings or trainings of more than 10 people in a physical space should not be held unless directly related to patient care.**
- **No more than 3 associates/students should be in an elevator at one time.**
- Sign out or give report in a space where you can be distanced 6 feet from the other students, associates, or providers.

### **Symptom Screening**

Associates and students who work with symptoms of COVID-19 present a very high risk of transmitting infection to other healthcare workers. Symptomatic healthcare workers have been found to be a source of outbreaks in healthcare.

- **If you have symptoms of COVID or are not feeling well - STAY HOME.**
- **If you develop symptoms of COVID or are not feeling well, you will be sent home immediately.**

#### **Symptoms of COVID include:**

- **Fever (>100 degrees F) or feel "feverish"**
- **New or newly worsening cough**
- **New Shortness of breath or difficulty breathing**
- **New loss of taste/smell**

### **Breakroom and Workstation Safety**

Break rooms are high-risk areas for transmission of COVID-19 related to:

- Removal of masks while eating and drinking.
- Multiple people in a limited space, making it difficult for physical distancing.
- Increased frequency and times people touch their faces while eating creates a risk of introducing COVID-19 into mucus membranes
- Limit student and faculty personal belongings entering the hospital. There is minimal space to store student and faculty belongings on the units.
- Social distancing is required in the cafeteria.

### **Breakroom Safety**

- Perform hand hygiene upon entry to the breakroom.
- Maintain at least 6 feet of distance between people in the break room.
- Stagger break schedules to allow for the minimum amount of people at one time to accommodate physical distancing.
- Limit mask removal as much as possible; (primarily for eating/drinking).

07/22/21

- Associates and students should consider wiping their space with a disinfectant effective against COVID-19 when finished eating.
- When sharing electronic pictures, text/send electronically and do not pass personal cell phones back and forth.

### **Workstation Safety**

In addition to universal masking and physical distancing at work the following etiquette should be practiced by all healthcare workers, students and faculty:

- Disinfect horizontal and high touch surfaces (i.e. computer areas, WOWs...).
- No food or drink should be consumed in patient care areas.

### **High Reliability Organization Messaging**

Every associate, student, provider, patient, visitor and guest should feel empowered to remind one another of appropriate practices related to COVID-19 transmission prevention.

It is imperative that when we see someone not following universal masking protocols or physical distancing that a respectful reminder is given.

If someone reminds you to be mindful of universal masking or physical distancing, the most appropriate action is to thank that person for the reminder and correct the behavior.

## **PPE for Students and Faculty**

### **Students and faculty will not be assigned to provide care for any:**

- Person Under Investigation (PUI)
- COVID+ patient.
- Patient receiving aerosolizing oxygen therapy, procedure or treatment which requires healthcare workers to wear an N95 face mask. **See N95 Respirator Guidance for Non-PUI or COVID Negative Patients**

### **MASKS**

Well-fitting medical procedural masks must be worn continuously throughout the workday in all clinical and non-clinical areas.

### **REVISED EYE PROTECTION REQUIREMENTS 7/19/21**






Beginning on Monday, July 19, 2021, MedStar Health will no longer require that clinicians use eye protection during patient care encounters, unless the patient is COVID-19 positive or a Person Under Investigation (PUI). Clinicians must also wear eye protection if performing an Aerosol Generating Procedure (AGP). Specifically, these clinicians must continue to wear goggles or a full-face shield, along with appropriate Personal Protective Equipment (PPE). In addition, eye protection will continue to be required for patient care, as part of standard and other transmission-based precautions.

Note, while the Centers for Disease Control and Prevention (CDC) continues to recommend eye protection for all patient care encounters in communities with moderate to substantial transmission, local authorities have determined that continued low transmission across the region allows for those treating patients without COVID-19 symptoms to cease the use of eye protection. If community transmission increases, eye protection requirements may be reconsidered.

As a reminder, regardless of vaccination status, face masks are required in all healthcare settings, including patient care areas, inpatient or ambulatory locations, and business offices.

Thank you for your ongoing compliance with these and all safety measures to protect our patients and associates.

# COVID-19: Universal Masking MedStar Health

PERSONNEL		
 <b>Medical Procedure Mask</b>	Hospitals, Physician's offices. Ambulatory sites, Non-clinical areas, Breakrooms or offices. Any area that resides in a place where healthcare is delivered.	<ul style="list-style-type: none"> <li>Well-fitting medical procedure masks provided by supply chain must be worn continuously throughout the workday in both clinical and non-clinical areas.</li> </ul>
 <b>Non-Medical, Personal* or Cloth</b>	Any location that is solely business occupancy- Pulaski Park, White Marsh, CCO etc.	<ul style="list-style-type: none"> <li>Well-fitting cloth mask that is at least double layer OR,</li> <li>Well-fitting non-medical mask (may resemble medical mask) must be worn</li> </ul>
<b>None Required</b>	Private Offices	<ul style="list-style-type: none"> <li>Masks are not required when working alone in a private office, or in a personal administrative workspace when greater than 6 feet away from others.</li> </ul>
PATIENTS: ADULT and PEDIATRIC (>2 years old)		
 <b>Medical Procedural Mask</b>	Emergency Department Urgent Care All Inpatients	<ul style="list-style-type: none"> <li>Well-fitting medical procedure masks approved by supply chain should be worn throughout the visit, as clinically feasible, until patient leaves the facility or until they are admitted to their inpatient room. These medical procedure masks should be worn outside of patient room.</li> <li>Medical procedure mask can be removed when inside the patient's room but should be worn when others are inside the room.</li> </ul>
	Ambulatory: PUI or COVID Positive	<ul style="list-style-type: none"> <li>Well-fitting medical procedure masks approved by supply chain should be worn throughout the visit, as clinically feasible, until patient leaves the facility.</li> </ul>
 <b>Non-Medical, Personal* or Cloth</b>	Ambulatory: Patients: Non-PUI or COVID Negative	<ul style="list-style-type: none"> <li>Well-fitting non-medical (may resemble medical mask), personal or cloth mask that is at least double layer should be worn throughout the visit, as clinically feasible, until patient leaves the facility.</li> </ul>
VISITORS		
 <b>Non-Medical, Personal*, or Cloth Mask</b>	Any Location	<ul style="list-style-type: none"> <li>Any visitor must wear a mask, throughout their visit until they leave the facility, including in the patient's room.</li> </ul>

**All masks should be well fitted.** This means they should completely cover the nose and mouth, fit snugly against the sides of the face and not have any gaps, and be handled only by the ear loops, cords or head straps (not by the surface of the mask.)  
**Procedure Masks:** Only procedure masks provided by supply chain should be worn when procedure masks are indicated.

**This document applies to all associates regardless of vaccination status**



\*Masks with exhalation valves must be covered or replaced with a procedure mask. Visitors may not wear exhalation valves.  
 \*Gaiters and bandanas are not permitted.

## N95 Respirator Guidance for **Non-PUI or COVID** Negative Patients

No Room Closure Post Procedure (except BiPAP and CPAP outside of NICU)

N95 Required (during procedure)		Surgical or Procedure Mask
Visitors should leave room during treatment		Visitor may be present
<b>NO</b> N95 1 hour after except CPAP and BiPAP		N/A
*Category 1	**Category 2	***Category 3
<ul style="list-style-type: none"> <li>• Intubation</li> <li>• Extubation</li> <li>• Bronchoscopy</li> <li>• Open airway suction</li> <li>• CPR</li> <li>• Sputum induction</li> <li>• Manual ventilation</li> <li>• Endoscopy</li> <li>• Laryngoscopy</li> <li>• Flexible sigmoidoscopy</li> <li>• Dental procedures requiring high speed devices, secretion clearing devices, or irrigation</li> <li>• <b>CPAP/BiPAP</b>- Wear N95 for one hour post therapy. Visitors should wait an hour post therapy prior to re-entry.</li> </ul>	<ul style="list-style-type: none"> <li>• Exercise Stress Test</li> <li>• Pulmonary Function Test</li> <li>• Hydrogen Breath Test</li> <li>• Nasopharyngeal swab</li> <li>• Radiographic swallowing studies</li> <li>• Cough-inducing Speech Language Pathology procedures</li> <li>• Videonystagmography</li> <li>• Oropharyngeal swab</li> <li>• Nebulizer treatments</li> <li>• Thyroid Fine Needle Aspiration</li> </ul>	<ul style="list-style-type: none"> <li>• Abscess incision &amp; drainage (incl. perianal)</li> <li>• Anorectal ultrasound</li> <li>• Anoscopy</li> <li>• Blepharoplasty</li> <li>• Biopsies on non-airway structures</li> <li>• Excision/destruction skin lesions (incl. anal), with or without electrocautery</li> <li>• Hearing aid fittings and adjustments</li> <li>• Hearing test/screening</li> <li>• Hyfrecator</li> <li>• Injections (incl. Botox)</li> <li>• Neurodiagnostic testing (ABR, ECOG)</li> <li>• Transthoracic ECHO</li> <li>• Ultrasonography</li> <li>• Urodynamic testing</li> <li>• NGT Placement</li> <li>• High flow nasal cannula</li> <li>• <i>All procedures not otherwise named*</i></li> </ul>







\* **Category 1:** Aerosol-generating procedure (AGP)

\*\***Category 2:** Not AGP, but presents higher risk. Cough induction with unmasked patient or prolonged close contact with unmasked patient

\*\*\***Category 3:** No aerosol generation with universal masking or aerosol generated on non-airway tissue



## COVID-19: Personal Protective Equipment (PPE) for Hospital Locations

<b>Hospital</b>	<b>Patients</b>	All patients must wear a procedure mask outside of their room. Recommend when others are in the patient's room.	<ul style="list-style-type: none"> <li>• Procedure mask per Universal Masking</li> </ul>	
	<b>Visitors</b>	If approved, see necessary PPE. Visitors may not be in the room during COVID-19 testing or AGPs.	<ul style="list-style-type: none"> <li>• Procedure mask</li> <li>• Isolation gown</li> <li>• Face shield or goggles (eye protection)</li> <li>• Gloves</li> </ul>	
	<b>Associates Physicians Residents Fellows</b>	Associates in clinical care facilities	<ul style="list-style-type: none"> <li>• Procedure mask</li> </ul>	
		For COVID-19 Negative and Non-PUI: <ul style="list-style-type: none"> <li>• Associates performing patient care</li> <li>Anyone entering a patient's room (ex. EVS, nutrition, facilities, registration/admitting etc.)</li> <li>• Visitor Screeners</li> </ul>	<ul style="list-style-type: none"> <li>• Procedure Mask</li> </ul>	
		Proceduralists performing aerosol generating procedures (AGPs) ON ALL PATIENTS Refer to <b>N95 Respirator Guidance for Non-PUI or COVID Negative Patients</b>	<ul style="list-style-type: none"> <li>• N95 respirator</li> <li>• Isolation gown</li> <li>• Face shield or goggles (eye protection)</li> <li>• Gloves</li> </ul>	
Caring for a PUI or COVID-19 positive patient	<ul style="list-style-type: none"> <li>• N95 respirator (DURING ALL CARE)</li> <li>• Isolation gown</li> <li>• Face shield or goggles (eye protection)</li> <li>• Gloves</li> </ul>			

These PPE guidelines apply to all staff regardless of vaccination status

Updated 7/11/2021



# Eye Protection.

**Full Face Shield and Safety Goggles\*:** Use during care of COVID+, PUI, any patient receiving an AGP, and as part of standard precautions and other transmission-based precautions.



**Safety Glasses with Solid Side Shields\*\*:** Permissible eye protection during any procedure or patient care conducted in a procedural area.



**Unapproved Eye Protection:** Glasses that do not cover sides of eyes, personal eyeglasses and glasses with open slats on sides are not approved eye protection.



\*Use goggles or face shields in all clinical setting, regardless of patient symptoms or COVID status, whenever possible.

\*\*However, if you cannot perform your procedure safely, safety glasses with solid sides are protective as per OSHA. Those performing or assisting in procedures do not need to change eye protection during their shift.

Door SIGNS Indicating COVID+ or PUI Patient

**When caring for this patient,  
wear this PPE**



N95 mask



Eye  
protection



Gown and  
gloves



MedStar Health

## Gloved Hands **May Spread Germs**

**Gloves can contribute to the spread of germs.**



- When gloves are not used properly they can collect germs and make clean surfaces dirty.
- Gloves should **never** be worn from one public space to another (e.g.: in and out of bathrooms, from your car to the hospital, etc.)



- **Always avoid** touching your eyes, mouth, and nose when wearing gloves.
- You can't get **COVID-19** through skin. The virus needs to enter through your eyes, mouth, or nose.

**Gloves are **not** a substitute for hand hygiene.**

**Practice good hand hygiene. Always use hand sanitizer or wash your hands before and after you put on gloves.**

---



# Help us keep each other safe.

Take care of yourself so you can  
take care of others.

For the safety of us all:



**Masks are required** at all times.



**Practice hand hygiene** frequently.



**Disinfect surfaces** frequently.



**Maintain physical distancing** of 6 feet or more.



**Stay home** if you are experiencing COVID-19 symptoms.

20-MSH-0189-062020

Help us keep each other safe.

**It's how we  
treat people.**

## **Universal Face Mask Use for Patients**

In addition to the expectation that patients wear face masks while outside of their rooms, when clinically feasible and appropriate, patients should be encouraged to wear a level-1 procedure mask or their own cloth mask, while inside their rooms, when a caregiver is present. This guidance is encouraged, but not mandatory.

Patients should **NOT** wear a mask inside their rooms in the following scenarios:

- ◆ Patients with significant shortness of breath or receiving invasive or Bilevel Positive Airway Pressure (BiPAP) ventilation, non-rebreathers plus nasal cannula, non-rebreathers, or oxygen mask.
- ◆ Patients with hearing loss or deafness who use facial and mouth movements as part of communication (patients should remove mask while communicating).
- ◆ During an examination of or a procedure on the nose, mouth, lips, or perioral areas.
- ◆ Patients with physical, intellectual or developmental disability that prevents them from independently donning, wearing and doffing a face covering.
- ◆ Patients who are agitated or uncooperative.
- ◆ Patients who are delirious or become anxious when attempting to don, wear or doff a mask.
- ◆ Patients who are sleeping.
- ◆ Women in labor.

## **Universal Masking Exceptions and Reminders**

- ◆ Children under two years old must not wear a face covering due to risk of suffocation.
- ◆ Children aged 3 to 12 years old are not required to wear a face covering. If they do, they should be supervised by an adult.
- ◆ All masks should be re-used until a mask becomes damaged, soiled or lost.

## **Code Blue 19**

In the event of cardiac arrest, dial 4911 (**MGS**H) or 3333 (**MUM**H) to speak to an operator. If the patient is COVID 19 or is a Person Under Investigation (PUI) state, the call is a “CODE BLUE 19”.

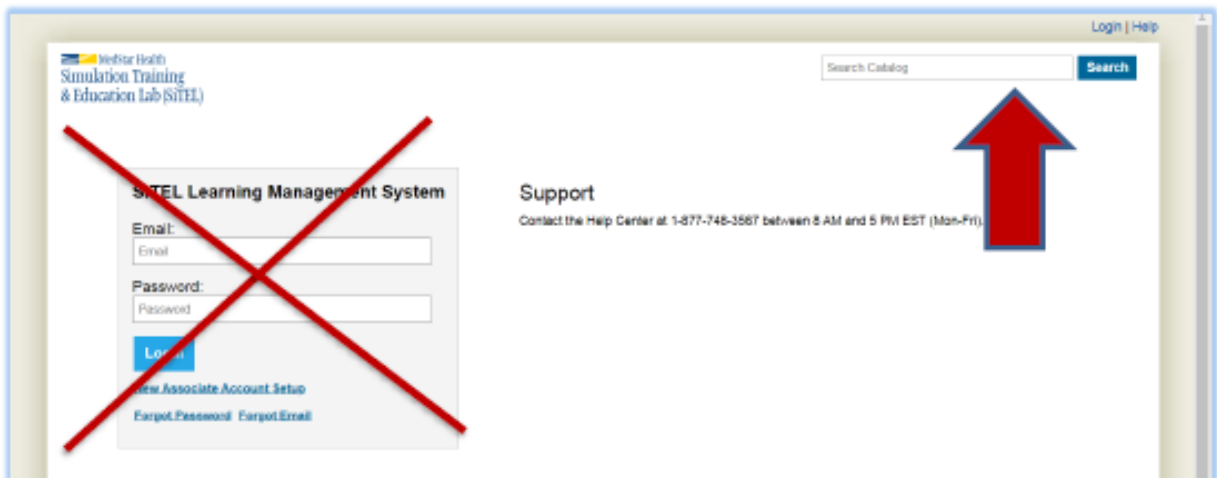
**Code 19 - Code Carts stay in the hallway outside the patient room.**

## SiTEL On-Line Module Registration: Students & Instructors



- Enter the following website: <https://www.sitelms.org/home/login/> . This screen will appear.

**Do not create a new account, follow instructions below!!**



- Go to the **'SEARCH CATALOG'** section in the top right-hand corner and enter **"31430"** and click the **'SEARCH'** BUTTON. This screen below will appear.



- Click the title **"MedStar Health COVID-19 PPE Protocols"**. The following screen will appear.

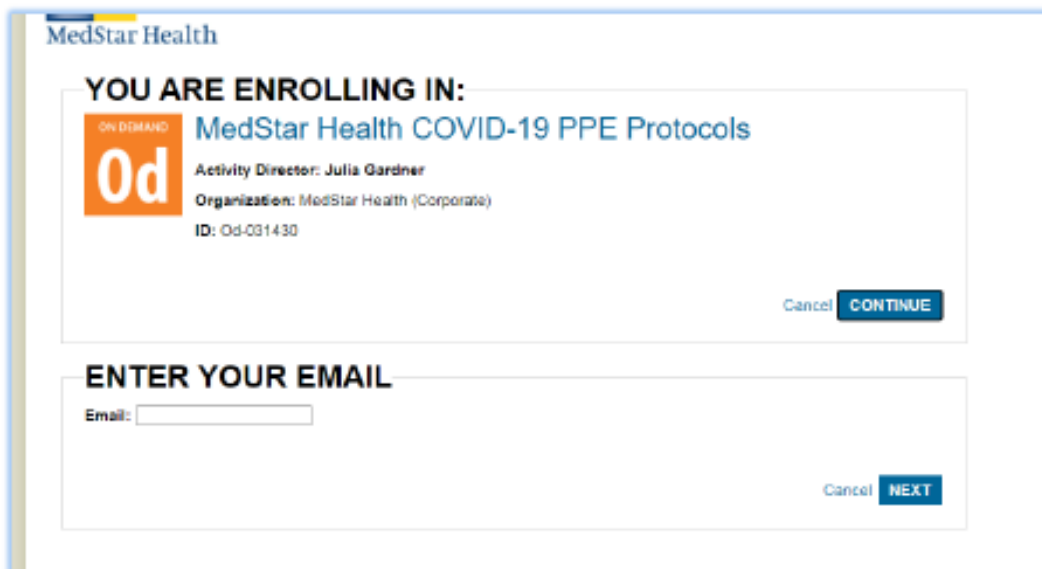
The screenshot shows the MedStar Health website interface. At the top left is the MedStar Health logo. At the top right is a search bar labeled 'Search Catalog' with a 'Search' button. Below the logo, the course title 'Od-031430 MedStar Health COVID-19 PPE Protocols' is displayed. Underneath the title are two tabs: 'Details' (selected) and 'Curriculum'. The 'Details' tab contains the following information: 'Type: On Demand' with an 'Od' icon, 'Credit: No', 'Description: This course reviews MedStar's COVID-19 PPE Protocols', 'Objectives: Understand how to properly don and doff PPE for hospital and ambulatory locations', 'Tags', 'Fees: Free', 'Activity Director: Julia Gardner, Julag444@gmail.com', and 'Organization: MedStar Health (Corporate)'. An 'Enroll' button is located in the top right corner of the details box.

- Click on the “**ENROLL**” bar. From there this screen will appear.

The screenshot shows the MedStar Health website interface. At the top left is the MedStar Health logo. The main heading is 'YOU ARE ENROLLING IN:'. Below this heading is a box containing the course details: 'ON DEMAND Od MedStar Health COVID-19 PPE Protocols', 'Activity Director: Julia Gardner', 'Organization: MedStar Health (Corporate)', and 'ID: Od-031430'. At the bottom right of the box are two buttons: 'Cancel' and 'CONTINUE'.

- Click the “**CONTINUE**” bar. The following screen will appear.





MedStar Health

**YOU ARE ENROLLING IN:**

**ON DEMAND** **Od** MedStar Health COVID-19 PPE Protocols

Activity Director: Julia Gardner  
Organization: MedStar Health (Corporate)  
ID: Od-031430

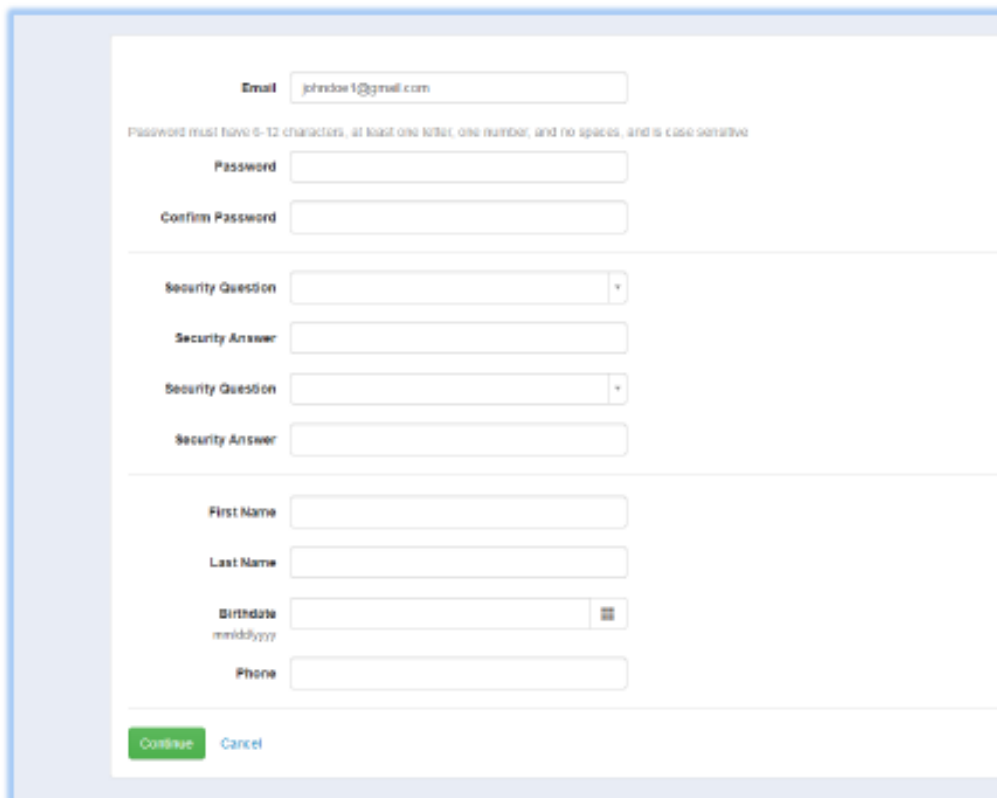
Cancel **CONTINUE**

**ENTER YOUR EMAIL**

Email:

Cancel **NEXT**

- Enter your email. Then click the “NEXT” bar. This screen will appear.



Email

Password must have 6-12 characters, at least one letter, one number, and no spaces, and is case sensitive

Password

Confirm Password

Security Question

Security Answer

Security Question

Security Answer

First Name

Last Name

Birthdate

Phone

**Continue** Cancel

- Enter the required information in the blank fields then click the “CONTINUE” bar.

- You can then continue the enrollment process by clicking on the “Enroll” bar. You have created your account and the course you enrolled in will be located in your ‘CURRICULUM’ on the home page. Click ‘GET STARTED’ to complete the module.

MedStar Franklin Square Medical Center

Home > My Curriculum (Current)

Search Catalog Search

**My Curriculum**

Current Pending Completed Archived

Showing 1-1 of 1

ID	Title	Due Date	Actions
00-029024	PPE Instructional Videos: Covid-19 Updates & Resources Activity Director: Julia Gardner, MedStar Health (Corporate) Enrolled By: Theresa Maykowitz on 07/20/2021	None	Get Started Remove

0%

**Once you have completed the module, you can print a copy of your transcript. This module transcript may be used for any MedStar facility if required.**

**You may use this SiTEL account for any required modules from MedStar Health. The username (email address) and password you selected will not change and your transcripts will be saved for future use.**