



# Main Hospital Map

## Main Hospital

- **Second Floor**

- 2 East/Rehab (221 to 240)
- 2 West/Rehab (201 to 220)
- Rehabilitation (Occupational and Physical Therapy)
- Speech-Language Pathology
- Wound Healing Center

- **Third Floor**

- 3 East/Heart Care Unit (321 to 340)
- 3 West/Short Stay Unit (301 to 320)
- Cardiac Cath Lab
- ICU/CCU
- Inpatient Renal Dialysis
- Nephrology

- **Fourth Floor**

- 4 East/IMC (421 to 440)
- 4 West/Transitional Care (401 to 420)
- Cardiology Main Office
- Costa Support Program
- EKG/Echo/Holter Lab
- Sleep Center

- **Fifth Floor**

- 5 East (521 to 540)
- 5 West (501 to 520)
- Case Management/  
Social Work
- EEG
- Nuclear Medicine
- Vascular Lab

## O'Neill Building

- **First Floor**

- Emergency Department

- **Second Floor**

- Good Health Center
  - Burn Reconstruction Center
  - Infusion Center
- Outpatient Rehab

- **Third Floor**

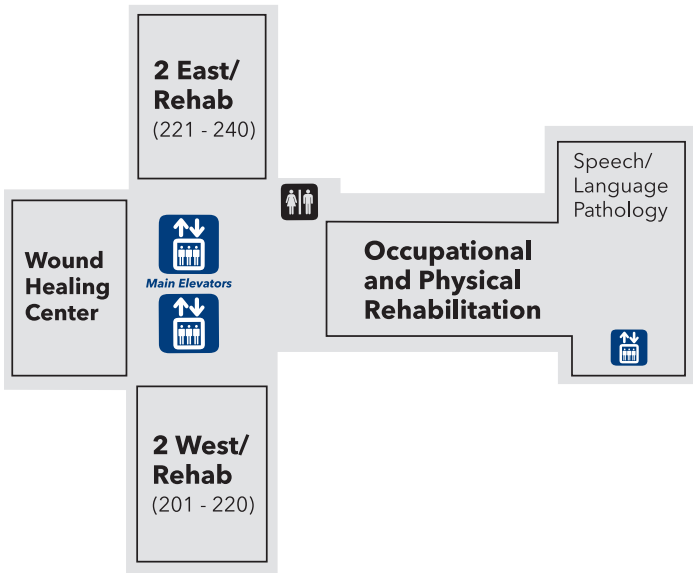
- O'Neill 3/JointEx (350 to 374)

- **Fourth Floor**

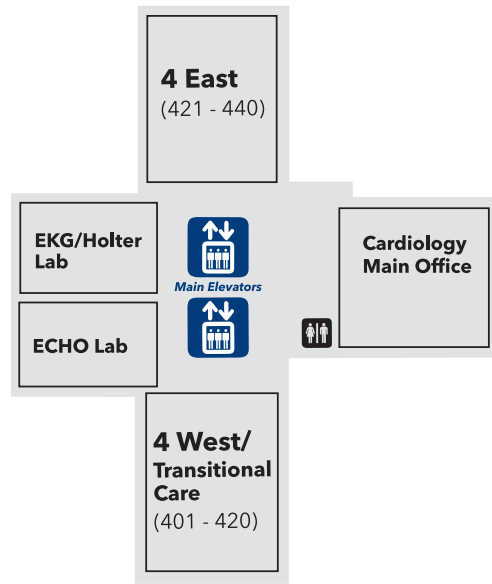
- O'Neill 4 (450 to 474)

# Main Hospital Floors

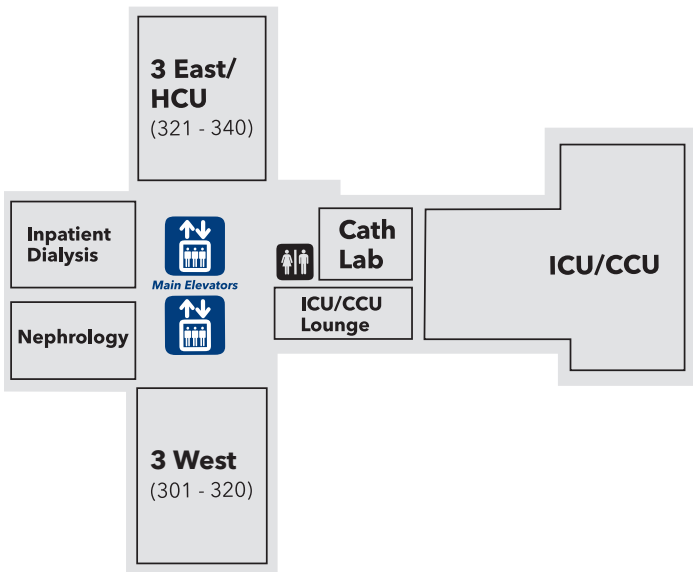
## Second floor



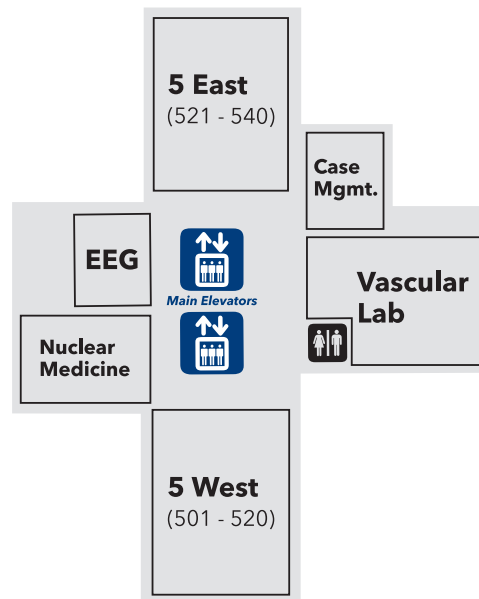
## Fourth floor



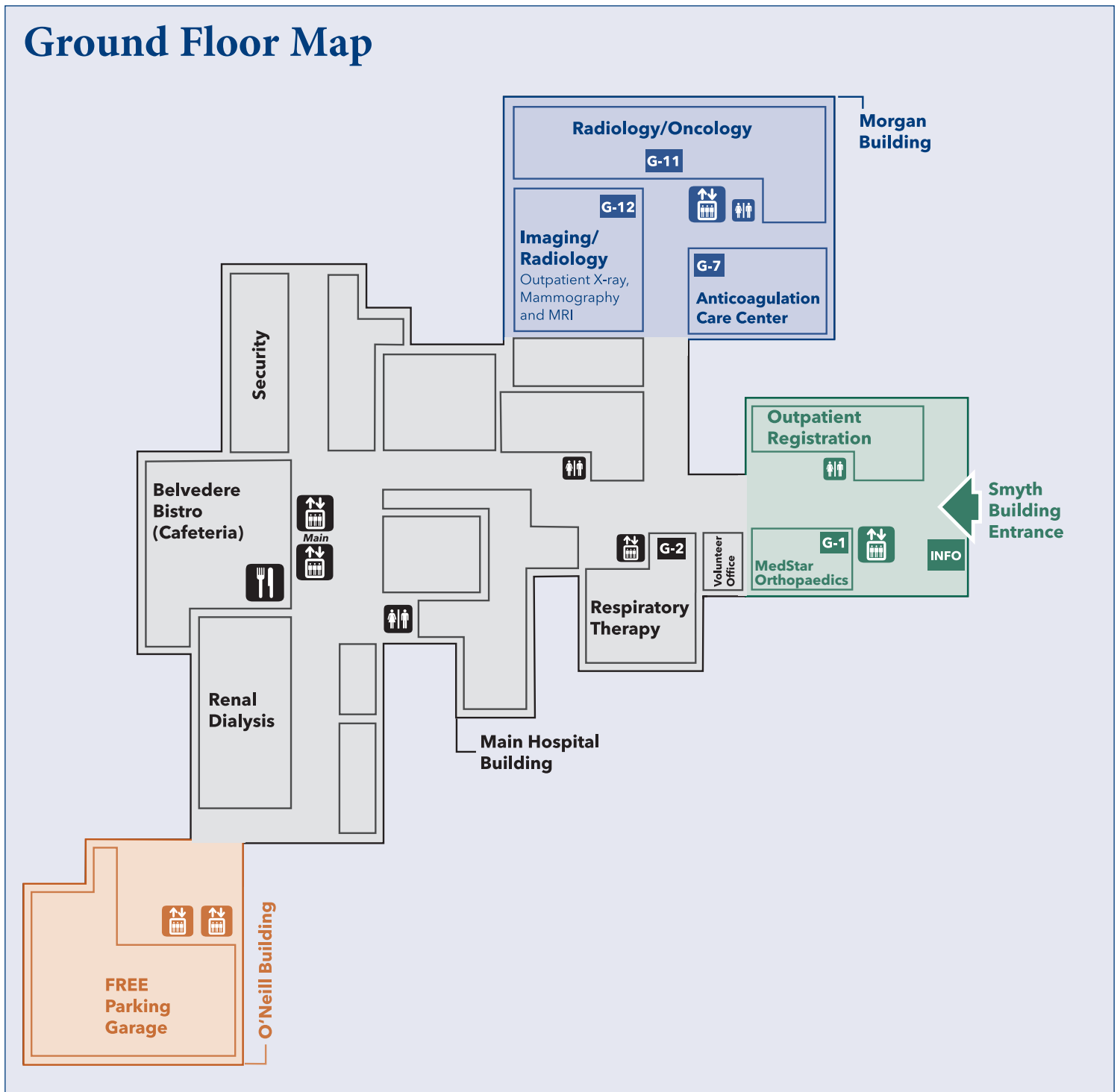
## Third floor



## Fifth floor



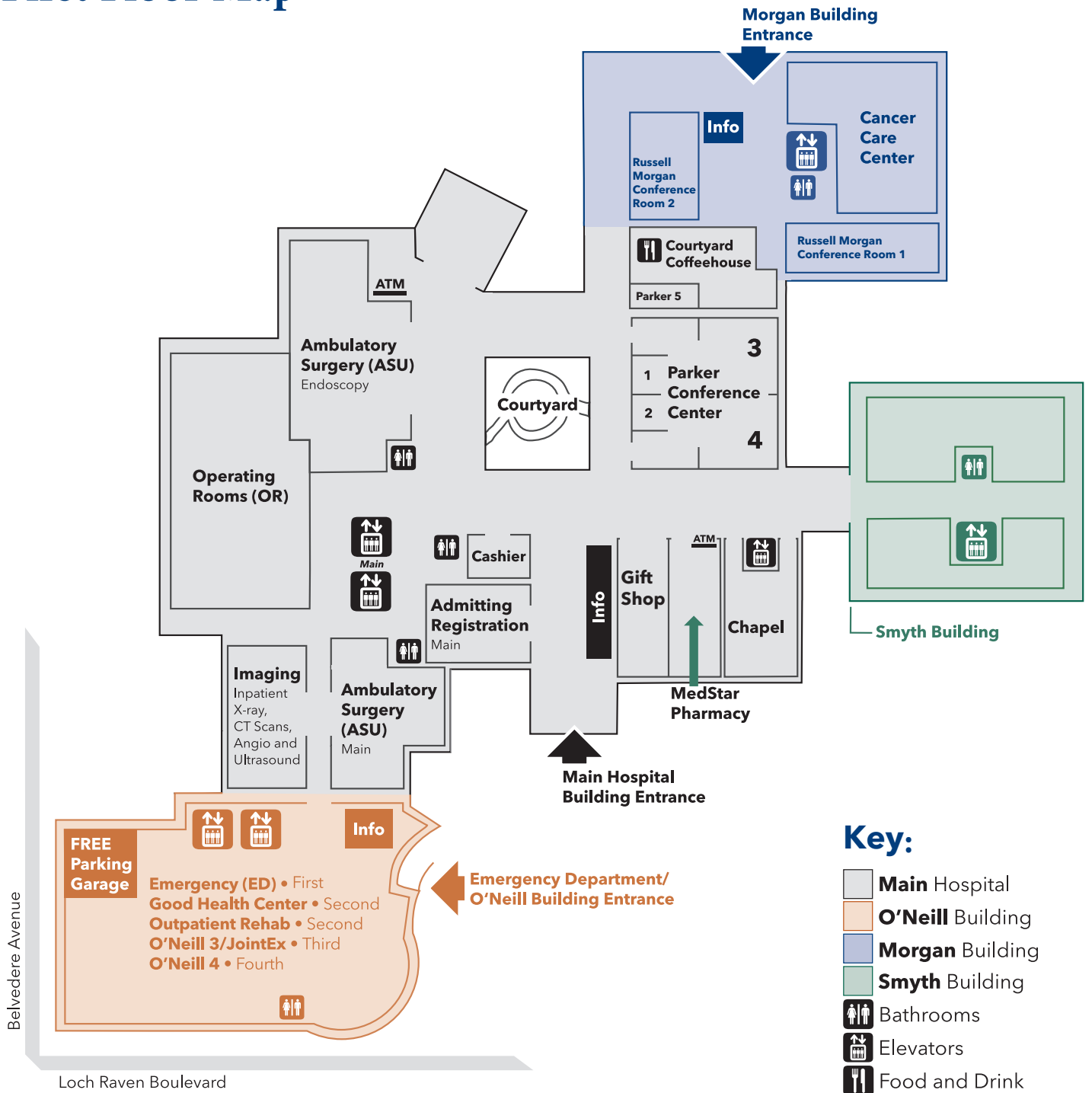
# Ground Floor Map



## Physician listings

Please note: Detailed building directories, including physicians' names, suite numbers and specialties, can be found at the entrance to the Morgan and the Smyth buildings.

# First Floor Map



## Key:

- Main Hospital**
- O'Neill Building**
- Morgan Building**
- Smyth Building**
- Bathrooms**
- Elevators**
- Food and Drink**

# Parking

All lots are marked with bright signage to help you remember where you parked. Please take note of the letter/color and row number, so you can find your car after your visit.

- I parked in \_\_\_\_\_ (letter/color) lot.
- I came through \_\_\_\_\_ (building) entrance.

## FREE Visitor Shuttle

Call **443-743-0373** for a FREE ride to and from your vehicle. 8 a.m. to 2 p.m., Monday, Tuesday and Wednesday

## Visitor Badge

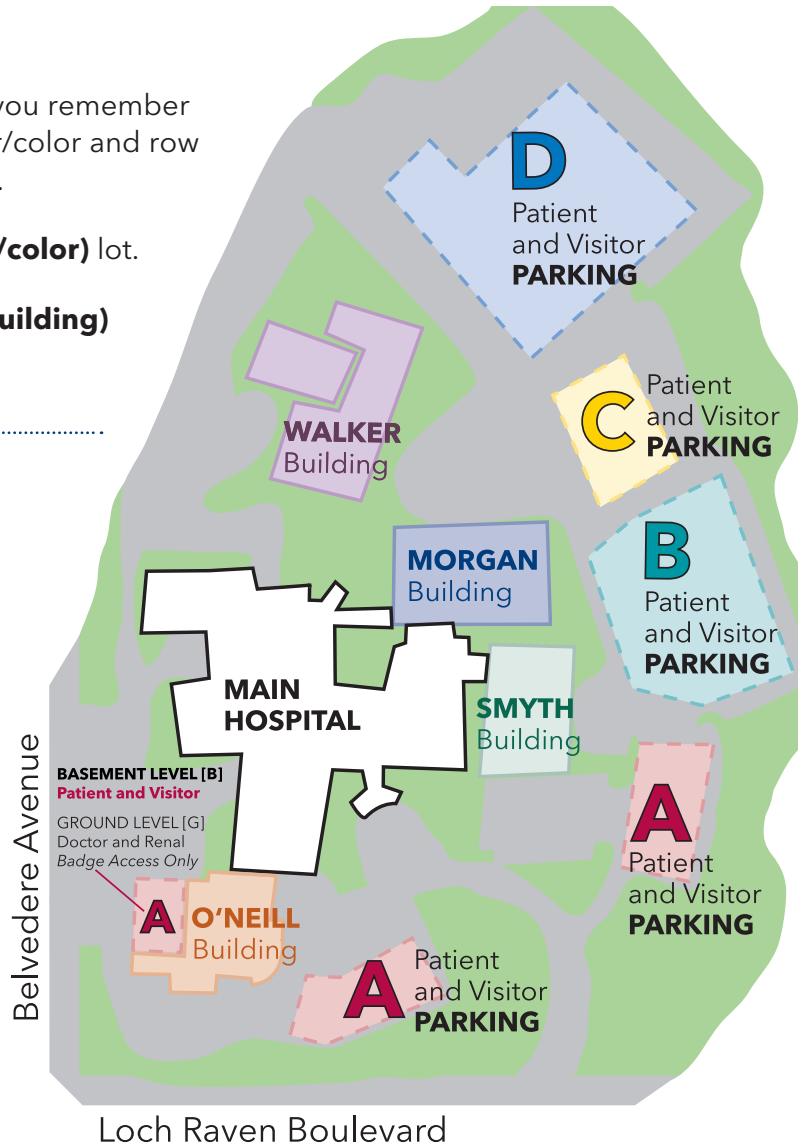
Your visitor badge not only helps Security, but also tells you where you entered the hospital.

**Black** - Main Hospital Entrance

**Orange** - Emergency Department/  
O'Neill Building Entrance

**Blue** - Morgan Building Entrance

**Green** - Smyth Building Entrance



Sample badge